

COMPLETE THIS FORM TO INITIATE SUPPLIER SCOUTING

MEPNN Supplier Scouting Opportunity Synopsis

*The submitting organization (MEP Center, requesting company, federal/state agency) agrees to notify NIST MEP of the status of actions taken as a result of this scouting instance within 30 days after receiving a results report. Notification should be via email to scouting@nist.gov, indicating the following:

- Contact with matches identified in report complete and supply contract awarded, process complete
- Contact with matches identified in report complete and no supply contract awarded, process complete
- Contact with matches identified in report complete and supply negotiations underway, process in progress
- Contact with matches identified in report underway; supply negotiations not yet begun; process in progress
- Contact with matches identified in report not yet begun, process in progress
- Contact with matches identified in report will not occur within the next 6-months, process complete

8.0 kVA Security Plus II Powervar UPS

_____ days
Opportunities will be posted for 30 days unless specified

Item to be Scouted

Please describe the item application/ the end use of item.* Provide the item number if applicable: (N95 Mask vs Protective Mask).

Provide conditioned power and uninterruptible power supply (UPS) for a Thermo Altis Plus mass spectrometer and associated liquid chromatograph system. Must meet exact specs of the 8 kVa Security Plus II model as per Thermo's needs to power the instrument. Must meet or exceed all technical specifications given in the provided document.

2022-078

Supplier Scouting Number (NIST MEP use)

335999


Scouting customer/product [NAICS Code](#), if known

TECHNICAL INFORMATION:	1. Supplier Information	<p>a. Type of supplier being sought*</p> <p> <input checked="" type="checkbox"/> Manufacturer <input type="checkbox"/> Contract Manufacturer <input type="checkbox"/> Distributor </p> <p> <input type="checkbox"/> Other _____ </p>
		<p>b. Reason for scouting submission*</p> <p> <input type="checkbox"/> 2nd Supplier <input type="checkbox"/> Price <input type="checkbox"/> Re-shore <input type="checkbox"/> Past supplier no longer available </p> <p> <input type="checkbox"/> New Product Startup </p> <p> <input checked="" type="checkbox"/> Other <u>Supplier not compatible with Buy American Act requirements</u> </p>
	2. Summary of Technical Specifications and Performance Requirements:	<p>a. Describe the manufacturing processes (elaborate to provide as much detail as possible).*</p> <p>Electronics assembly. Final product must meet all specs listed in the PowerVar documentation for model ABCDEF8002-22</p> <p>b. Provide dimensions / size / tolerances / performance specifications for the item.*</p> <p>Must meet all specs listed in the PowerVar documentation for model ABCDEF8002-22</p> <p>c. List required materials needed to make the product, including materials of product components.*</p> <p>Item is a US which will require a steel casing, electronics, batteries. Specific items needed not known to us. Final product must meet all specs listed in the PowerVar documentation for model ABCDEF8002-22</p>

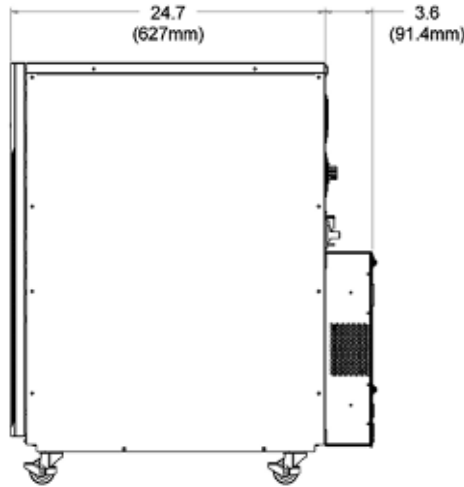
BUSINESS INFORMATION:	2. Summary of Technical Specifications and Performance Requirements cont:	<p>d. Are there applicable certification requirements?* <input checked="" type="checkbox"/> Yes <input type="checkbox"/> No Please explain</p>
		<p>Must meet all specs listed in the PowerVar documentation for model ABCDEF8002-22</p>
		<p>e. Are there applicable regulations?* <input checked="" type="checkbox"/> Yes <input type="checkbox"/> No Please explain</p>
		<p>Must meet all specs listed in the PowerVar documentation for model ABCDEF8002-22</p>
		<p>f. Are there any other standards, requirements, etc.?* <input checked="" type="checkbox"/> Yes <input type="checkbox"/> No Please explain</p>
		<p>Must meet all specs listed in the PowerVar documentation for model ABCDEF8002-22</p>
		<p>g. Additional Comments: Is there other information that would impact the item's performance or usefulness? Please explain.</p>
		<p>Must meet all specs listed in the PowerVar documentation for model ABCDEF8002-22</p>
BUSINESS INFORMATION:	3. Volume and Pricing	<p>3a. Estimated potential business volume (i.e., # Units Per Day, Month, Year) *:</p> <p style="text-align: center;">1 unit</p>
		<p>b. Estimated target price / unit cost information (if unknown, explain) *:</p> <p style="text-align: center;">8.0 kVA Security Plus II Powervar UPS quoted at \$16,900</p>
	4. Delivery Requirements:	<p>a. When is it needed by? (Immediate, 30 Days, 6 months, etc.)*</p> <p style="text-align: center;">9 months</p>
		<p>b. Describe packaging requirements (i.e., individually/group packaging)*</p> <p style="text-align: center;">individually</p>
		<p>c. Where will this item be shipped? *</p> <p style="text-align: center;">Duluth, MN, USA</p>
	5. Additional Comments:	<p>- "Vendor/company must be registered or will register in SAM.gov (https://sam.gov/content/home)."</p> <p>- "This inquiry does not guarantee award of a contract."</p> <p>- "EPA requires a commercial off the shelf instrument that is immediately available that meets the technical specifications attached. Vendors shall provide documentation that their proposed product meets or exceeds the technical specifications attached."</p>
		<p> </p>

Photos or diagrams of the item (helpful but not required).

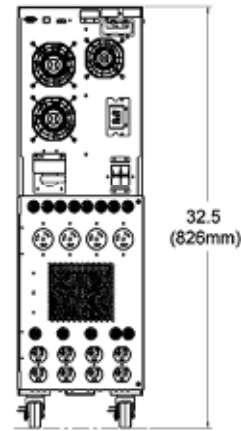
Security Plus II UPS Specifications



FRONT



SIDE



REAR

MODEL		ABCDEF8002-22	ABCDEF8002-22HW
TOPOLOGY		Dual DSP control double-conversion true sine wave output, IGBT rectifier and inverter with internal isolation transformer.	
INPUT	Voltage (VAC)	208 / 220 / 230 / 240	
	Voltage Range (VAC)	110 – 300	
	Voltage Tolerance	+28% / -15% @ Full Load 1.0 PF (Before Switching to Batteries)	
	Frequency (Hz)	50 / 60 Auto Detect	
	Frequency Tolerance	46 Hz to 64 Hz (Before Switching to Batteries)	
	Power Factor	> 0.99	
	Current THDi	< 4.0%	
	Connection	Hardwired Standard; Line Cord Optional (Contact Factory)	
	Inrush Current (A)	200 Max	
	Capacity (VA)	8989	
OUTPUT	Capacity	8000VA / 8000W	
	Voltage (VAC)	104 / 110 / 115 / 120 / 208 / 220 / 230 / 240	
	Voltage Regulation	± 2.0% Max, ± 1.0% Normal	
	Voltage THDv	< 2.0%	
	Power Factor	1.0	
	Step Load Response	± 4.0% for 50% Step Load Change ± 6.0% for 100% Step Load Change Return to ± 3.0% of Nominal Within 11 Cycles	
	Crest Factor	3:1	
	Frequency (Hz)	50 / 60 Synchronize with Utility ±4	
	Frequency Regulation	± 0.1 Hz	
	Overload	10 Minutes < 110% 1 Minute < 130% 500ms > 300%	
	Efficiency	AC-AC > 90.0% ECO > 97% DC-AC > 88.0%	
	Common Mode Noise	< 0.5 VRMS	
Connection	Hardwired Standard; Output Receptacles Optional (Contact Factory)		
BYPASS	Input Voltage (VAC)	110 ~ 276	
	Output Voltage (VAC)	110 ~ 276	
	Transformer Voltage Regulation	± 3.0%	
	Overload	Continuous Below 130% 1 Minute at 130% 1 Cycle at 1000%	

BATTERY	Voltage (VDC)	240, Nominal; 270 Float
	Battery	12V, UPS12460 Flame Retardant, High Rate, Sealed Lead-Acid
	Quantity	20
	Charge Current (ADC)	4.0
	Backup Time (min)	See Run-time Chart on Page 3
	Recharge Time	7 Hours to 90%
ENVIRONMENT	Temperature (°C)	Operating: 0 to 40 Transit: -15 to 60
	Altitude (m)	Operating: 2,000 Transit: 12,000
	Humidity	5.0% to 90.0%, Non-Condensing
	Audible (dBA)	55-60 @ 1 Meter from Front of Unit
	Heat Dissipation (BTU/hr)	3372
AGENCIES	EMC	FCC Part 15J Class A EN 55022 Class A / CISPR 22 IEC 61000-3-2 IEC61000-4-2, Electrostatic Discharge IEC61000-4-3, Level 3 Radiated Electromagnetic Field Immunity IEC61000-4-4, Level 4 Electrical Fast Transient/ Burst Immunity IEC61000-4-5, Level 4 Surge Immunity IEC61000-4-6, Level 3 Immunity to Conducted Radio Frequency Disturbances IEC61000-4-8, Level 4 Power Frequency Magnetic Field Immunity IEC61000-4-11, Voltage Dips, Short Interruptions, and Voltage Variations IEC62040-1-1, Safety & Leakage Current IEC62040-1-2, Insulation & Dielectric Rigidity
	Safety Agencies	usTUVc listed to UL 1778 5 th Edition CSA22.2 No.107.3 EN 62040-2:2018
	RoHS	All Units are RoHS Compliant
OTHER	Communication	RS-232 USB DB-9 Dry Contacts Internal SNMP Adapter (Optional)
	Unit Weight (lbs/kg)	301 / 137
	Shipping Weight (lbs/kg)	340 / 154.5
	Plug & Receptacle*	Contact Factory for PDU Configurations

*Hardwired unit is standard. Plug & Receptacle is optional. Contact factory for part numbers.

NOISE REJECTION-ISOLATION: With unit under power and an ANSI/IEEE C62.41Cat. A pulse applied either normal or common mode at the input, the noise output voltage will be less than 10V normal mode and less than 0.5V common mode in all four quadrants (CM-NM, NM-NM, CM-CM, NM-CM).

SURGE VOLTAGE WITHSTAND CAPABILITY: Tested under power to ANSI/IEEE C62.41 Cat. A & B (formerly IEEE587-1980). Cat. A - 6000V @ 200 amps, 0.5 usec risetime, 100 kHz decay, Cat. B - 6000V @ 500 amps, 0.5 usec risetime, 100 kHz decay.

Compatible External (Extended Run) Battery Cabinets

ABCDEF8002-22 TYPICAL RUN-TIMES (MINS)				
	25% (2000 W)	50% (4000 W)	75% (6000 W)	100% (8000 W)
Internal Batteries Only	27	15	8	4
Internal + 1) D24040-22	80	44	24	13
Internal + 2) D24040-22	134	73	40	22
Internal + 3) D24040-22	187	103	56	31
Internal + 4) D24040-22	241	132	73	40
Internal + 5) D24040-22	294	162	89	49
Internal Batteries Only	27	15	8	4
Internal + 1) D24060-22	107	59	32	18
Internal + 2) D24060-22	187	103	56	31
Internal + 3) D24060-22	268	147	81	44
Internal + 4) D24060-22	348	191	105	58
Internal + 5) D24060-22	428	235	129	71

Notes: Run-Times are based on new fully charged batteries at 25°C ambient.

Warranty/Support: AMETEK Powervar warrants the electronics and transformers used in its uninterruptible power supplies to be free from defects in materials and workmanship for a period of three years from the date of shipment. Batteries are warranted for a period of two years from the date of shipment for standby use; 90 days for cyclic use. For North American service or support on any AMETEK Powervar product, please contact AMETEK Powervar Technical Support at (800) 369-7179; in Illinois call (847) 596-7000. For service and support in EMEA, contact AMETEK Powervar in the United Kingdom at +44 (0) 1793 553980. To view the AMETEK Powervar Warranty Policy and Procedures visit www.powervar.com.